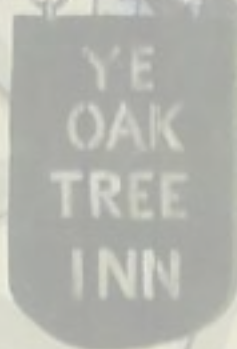




DSH

Pantomime Set Hire



Welcome to our brand-new brochure.

DSH Pantomime Set Hire invite you to peruse the pages detailing a wide array of pantomime scenery and large props available for hire.

We are an established pantomime scenery hire company that has been trading as DSH for the last eight years, building our stock and our reputation offering a high quality, efficient service supplying beautiful scenery in immaculate condition.

Much of our stock has been built in-house as we are also a long-established set construction company. We have a continuous cycle of refurbishment and our high standards and attention to detail mean that all our products are offered at their best.

Take a look at our animatronic giants. Each are a unique design that will definitely give your production that extra wow factor every pantomime needs. This year has seen us create an ingenious and beautiful beanstalk that grows out of a small well into a 7m tall triffid.


To enable greater flexibility with portal width/height, restrictive flying facilities and to save that all important time on the fit-up, we have created soft portal headers for four of our sets.

We work closely with our clients and if there is a prop or effect that you require and we don't stock it we are happy to custom make, including slosh scenes and painted cloths. Our ice-cream van is a fine example of this. We offer a design and build service for any type of scenery large or small, not just pantomime scenery.

Our personal service can also extend to the fit-up. We can send a technician to your venue to oversee the fit-up and make sure everything runs smoothly.

We recommend you book your pantomime set early in the year, not just to avoid disappointment but also to take advantage of our bespoke service to ensure your production has that extra feature that sets it apart from the norm.

Aladdin Set One	5-6
Aladdin Set Two	7-8
Beauty & the Beast	9-10
Cinderella Set One	11-12
Cinderella Set Two	13-14
Dick Whittington Set One	15-16
Dick Whittington Set Two	17-18
Jack & the Beanstalk Set One	19-20
Jack & the Beanstalk Set Two	21-22
Jack & the Beanstalk Set Three	23-24
Peter Pan	25-26
Robin Hood	27-28
Sleeping Beauty	29-30
Slosh Trucks	31-32
Extras	
Giants	33-34
Cinderella Coaches	35-36
Large Effects & Props	37-42
Other services	43-44



Designed by Mark Hinton.

Portal 1 Opening: 7.2m wide
by 4.4m height.

Average Cloth size: 9m by 5.2m drop.

This set benefits from soft
portal headers.

Also available for hire are three flying
carpet effects (*shown above*). For more
details see pages 37-38.



Designed by Alexander McPherson.

Portal 1 Opening: 7m wide by 4.5m height.

Cloth Size: 9m wide by 6m drop.

The lanterns on the portals are painted in UV to make the Walkdown scene truly spectacular.



Designed by Nigel Hook with recent additions by
Alexander McPherson.

This set can also be used for Sleeping Beauty.

Portal 1 Opening: flexible due to it being hard legs and
soft borders. Between 7m and 8m wide by 4.5m to
5.5m height.

Cloth Size: 12m wide by 6m drop.




Designed by the late John Elvery.

Portal 1 Opening: 8.6m wide by 4.5m tall.

Average Cloth Size: 11m wide by 6m drop.

This is a stunningly beautiful set designed and painted in the traditional way.

We have three different Cinderella coaches available for hire, The Pegasus (*pictured in circle below*) an amazing automated hydraulic coach; a beautiful trucked coach and horses (*shown below*) and one that can be drawn by two small, real ponies. See pages 35-36 for further details.



Designed by Alexander McPherson.

This set can also be used for Mother Goose.

Portal 1 Opening: 7.3m wide by 4.6m tall.

Cloth Size: 11m wide by 5.8m drop.



Designed by Mark Hinton.

Portal 1 Opening: 7.3m wide by 4.4m height.

Maximum Cloth Size: 9m wide by 5.2m drop.

This set has the benefit of soft portal headers.

We have a wide variety of UV props, perfect for an underwater scene.



Designed be Alexander McPherson.

Portal 1 Opening: 7.2m wide by 4.5m height.

Cloth Size: 10m wide by 5.8m drop.

We have a wide variety of UV props, perfect for an underwater scene.



Designed by Alexander McPherson.

Portal 1 Opening: 7.6m wide by 4.9m height.

Average Cloth Size: 12m wide by 6.5m drop.

Due to the cloth height, this set is ideal for the larger venue.

Take a look at our amazing giants for hire on pages 33-34.



Designed by Alexander McPherson.

Portal 1 Opening: 8.4m wide by 4.4m height.

Average Cloth Size: 11m wide by 6m drop.

We have an extension piece (*pictured right*) that brings Portal 1 opening to 10m wide if required.

Our new 'growing' beanstalk (*shown middle right*) is available for hire. More details on pages 37-38.

Also take a look at our amazing giants for hire on pages 33-34.



Designer unknown with additions by Rebecca Lee.

Portal 1 Opening: 6.1m wide (can be extended to 7.1m) by 4.7m height.

Maximum Cloth Size: 11m wide by 5.5m drop.

Great for the smaller venue, or one with difficult sight-lines.

We have two inflatable beanstalks (*shown bottom right*) available for hire. More details on pages 37-38.

Also take a look at our amazing giants for hire on pages 33-34.



Designed by Alexander McPherson.

Portal 1 Opening: 9.2m wide by 5m height with an optional 2m wide extension.

Average Cloth Size: 11.8m wide by 6m drop.

Crocodile (*pictured below*) also available for hire.




Designed by Colin Winslow with additions by
Alexander McPherson.

Portal 1 Opening: 7.8m wide by 4.8m tall.

Average Cloth Size: 11.8m wide by 6m drop.

Also available for hire, two talking trees as seen below
left. Each one has glowing eyes
and a moving mouth. The operator
stands inside. More details on
pages 39-40.

Archery target (*shown below*) in
which the arrows fantastically
appear. With the bonus of the final
arrow being split in two! See pages
37-38 for more details.



Designer unknown.

This set can also be used for Cinderella.

Portal 1 Opening can range from 7.4m to 11.8 width with a height of 5m.

Cloth Size: 12m wide by 6m drop.



THE ROCKING GALLEY (*pictured right*)

This hilarious scene sits on a truck measuring 5m wide by 2m depth. The flats stand approximately 3m from the platform, which is 1m off the ground. There are black serge flats SR and SL which conceal the operators who stand on either side rocking the platform up and down. There is a black serge 'skirt' at the front ensuring none of the mechanism is seen by the audience. This is a four man operation.

There are two portholes for water/foam to be thrown through. There is a door on the US flat to enter and exit.

This item can be hired alongside our Dick Whittington set or independently.

DSH can work with you to design and build your very own slosh scene. These are couple we have supplied to Cambridge Arts Theatre over the years (*shown below*).



We have three fantastic giants available for hire, two animatronic ones, Gog and Balor, and a wonderful bearded Ogre we've called Ogma.

All three giants require the operator to wear plasterer's stilts.

BALOR (*pictured top right*)

This marvellous one-eyed giant stands approximately 3.2m tall. He has a radio operated mouth, eye, and a 'claw' hand that the operator can move.

OGMA (*pictured bottom right*)

Standing about 2.8m tall. The operator can move his head and mouth from inside the costume.

GOG (*shown below*)

He stands almost 4m tall, has a radio operated mouth and eye and can hold a club in his right hand.



Balor



Ogma



Gog

PEGASUS COACH (*shown top and middle right*)

We have three coaches available for hire. By far the most impressive is The Pegasus coach. This amazing, hydraulic effect carries Cinderella forwards and upwards, giving the impression that the coach has taken off and is flying through the air.

The movement starts with the horse's legs moving, then it's wings flapping. The horse nods, then it moves with the coach forward, turning and lifting simultaneously off the stage floor arcing towards the audience. It definitely has the 'wow' factor.

TRUCKED COACH (*pictured bottom right*)

This beautiful coach looks stunning on stage. It is approximately 6m long and 1m wide. There is room for a footman and coachman as well as Cinderella on the coach. The horse's legs move with the motion of the truck.

PONY DRAWN COACH (*shown below*)

This pretty coach is offered either for sale or for hire. It can be drawn by either two or four small ponies and will definitely set the audiences oohing and ahing. It is built on a real coach chassis and there is room for Prince Charming to sit with Cinderella for the Finale.



BEANSTALKS

Our new magical growing beanstalk (*shown immediately right*). This effect 'grows' ingeniously from a well, with the help of a flying wire, into a 7m tall beanstalk.

We also have two inflatable beanstalks (*pictured top right*). They store in a bag about the same size as a large cloth and inflate upwards and outwards to become about 6m tall and 12m wide. It is possible to connect one or two tendrils to flying wires to ensure an upward motion when it inflates.

FLYING CARPETS

(*shown middle right*)

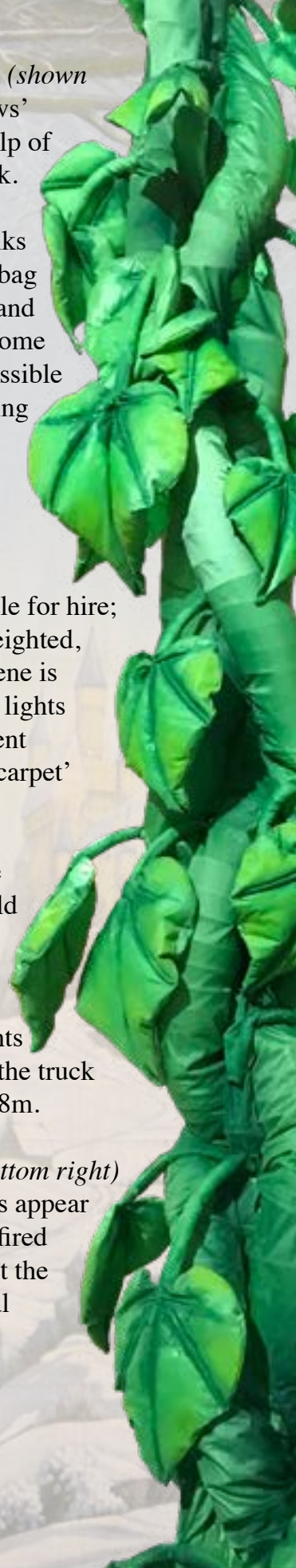
We have three flying carpets available for hire; all of which operate on a counter-weighted, see-saw mechanism. The 'flying' scene is undertaken in a black-out under UV lights rendering the operators and equipment invisible to the audience. Only the 'carpet' itself is painted in UV paints.

All our carpets are operated by three stage crew. Our smallest one can hold one actor and the other two can take two actors.

They have an average reach in heights of 2.7m and an outward reach from the truck base to the front of the 'carpet' of 1.8m.

ARCHERY TARGET (*pictured bottom right*)

This very clever effect makes arrows appear from the target as if they have been fired from a bow from across the stage. At the climax of the competition, the final arrow is amazingly split in two!



TALKING TREES *(pictured below)*

We have two talking tree effects that will add that extra magic to any woodland scene. They are available to hire individually or as a pair.

The trees stand on a truck approximately 1m in diameter and are about 4m tall. They have a moving mouth and glowing eyes and are operated from inside the tree.

ICE-CREAM VAN *(shown top right)*

This quirky ice-cream van truck was built for the 2015 pantomime season, and received rave reviews at The Towngate Theatre in Basildon with Simon Fielding.

Dame Trott tries to make some money by resurrecting her old van. With engine trouble, goo shooting from the exhaust and uncontrollable ice-cream machines filling the van with ice-cream (otherwise known as foam), it guarantees a riotous and memorable slosh scene.

TUK TUK *(pictured middle right)*

Widow Twankey will certainly make a fun entrance in this lovely vintage tricycle.

ICE-CREAM BIKE *(bottom right)*

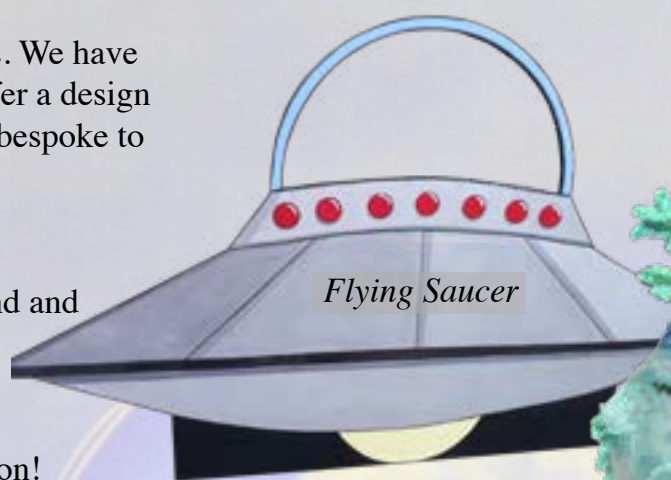
Dame Trott or Jack can cycle around the stage selling their wares from this cute bicycle.



Here are a few more examples of our large props. We have several more in stock for all pantomimes. We offer a design and build service and will happily create effects bespoke to your requirements.

FLYING SAUCER

This is on a small truck. The actor(s) kneel behind and can look through the window.




Flying Saucer

UV SHELL THRONE

Perfect for underwater royalty in Dick Whittington!

FOUNTAIN OF YOUTH

Any dame could be tempted to walk through this archway.



Fountain of Youth

HAUNTED BEDROOM

This hilarious gag has the actors sitting petrified together in the bed when the moose's mouth opens and he licks/strokes/pats the head of one of the actors. There is also a large cuckoo clock with doors for a puppet to pop through unexpectedly.



UV Shell Throne

TRANSFORMATION THRONES

This is a double sided throne used for when the Beast transforms into The Prince. An actor dressed as the Beast sits on the dark side and hidden by a flash of lights the throne magically spins around to reveal The Prince in the beautiful throne seat.

SAFE

An essential item for any production of Dick Whittington.



Safe



Transformation Thrones



Haunted Bedroom

As mentioned on the first page, DSH don't just hire out pantomime sets, we also build all types of scenery throughout the year and can supply and offer the following services:

SCENERY BUILDING & PAINTING TO COMMISSION

DSH have a combined experience of well over 40 years constructing and painting all kinds of scenery using predominately timber and steel, but also working with fibreglass, polystyrene, jesmonite etc.

DESIGN & BUILD SERVICE

If you need a set building but don't have a design, we can offer our in-house design service. Our designers are well practiced at designing for all forms of theatre.

SCENERY PAINTING

We don't have to build the scenery in order to paint it. DSH is quite happy to take in pre-built scenery for painting.

CLOTH PAINTING

DSH has a wealth of experience painting cloths, cycloramas and gauzes. We can cope with cloth sizes up to 12m wide by 7m drop.

PROP MAKING

We have a fully equipped prop-making workshop and have experience working with a variety of materials.

SUPPLY

We can also supply the following:

- Sewn Cloths
- Black Masking Flats
- Stage Braces
- French Braces
- Stage Weights
- Steel Staging



Pantomime Set Hire

The Forge Cottage and Workshop
3 New Road
Great Tew
Chipping Norton
Oxfordshire
OX7 4AG

01608 683039

dshcarpentry@aol.com

scenery-build.co.uk